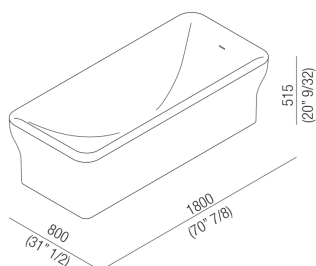







Bathtubs Novecento  
**AVAS963\_**

Benedini Associati, 2009

Bathtub



**Finishes**

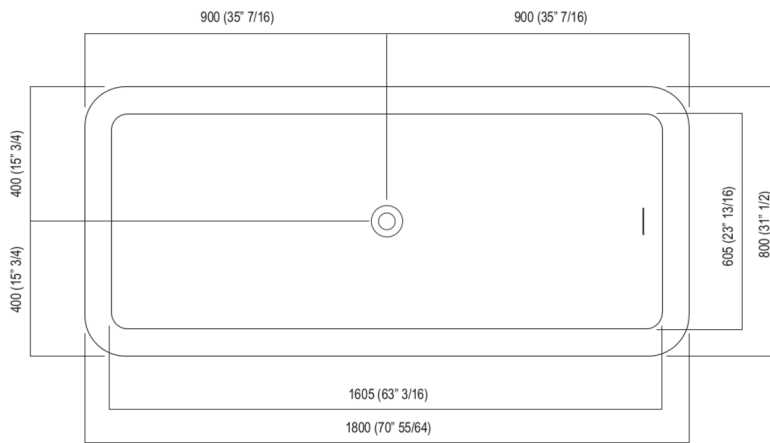
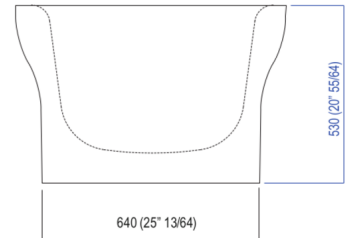
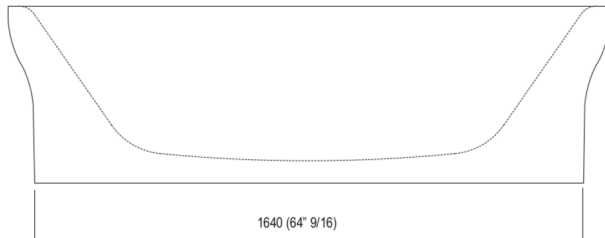
- 
White Cristalplant® biobased  
**AVAS963Z**
- 
Cristalplant® biobased white/dark  
grey  
**AVAS963ZG**
- 
Cristalplant® biobased white/light  
grey  
**AVAS963ZL**

Rectangular bathtub in white Cristalplant® biobased or two colourd (exterior in dark grey RAL7021 or light grey RAL 7044); with overflow hole; without tap holes; taps can be wall or floor mounted or installed on Pillar or Pillar 2 column of our production. Designed to use waste trap .MET01521 (.MET0434 for bathtubs on display).  
 <br>For an easier installation of the bathtubs we recommend to use the template for the positioning of the waste trap AKITPZVAS.  
 Materials used: Cristalplant® biobased.

Height:	51.5 cm	20" 9/32 inches
Depth:	80.0 cm	31" 1/2 inches
Lenght:	180.0 cm	70" 7/8 inches
Capacity:	270.0 l	71 gal
Weight:	109.0 kg	240 lbs
Packaging measurements:	93 x 193 x 65 cm	36"5/8 x 76" x 25"5/8 inches
Weight with packaging:	153.0 kg	37 lbs

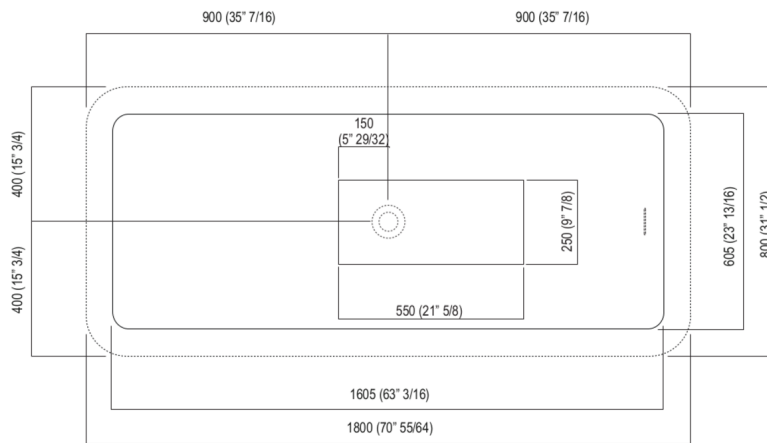


Main dimensions



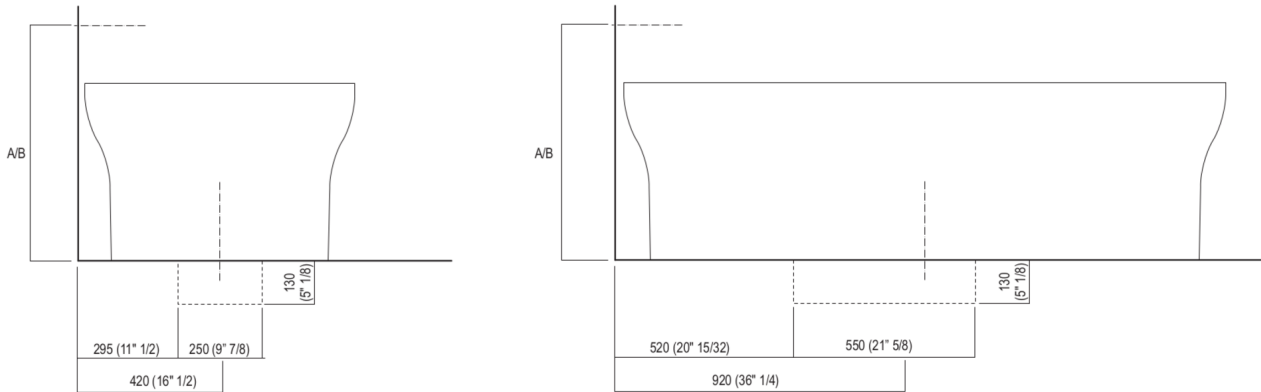


Dimensions for recess





Dimensions for wall mounted taps

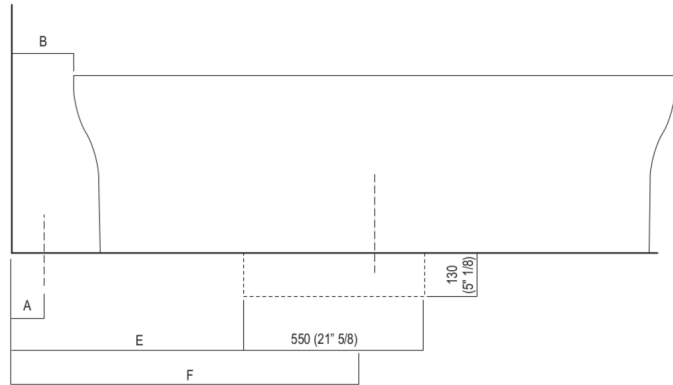
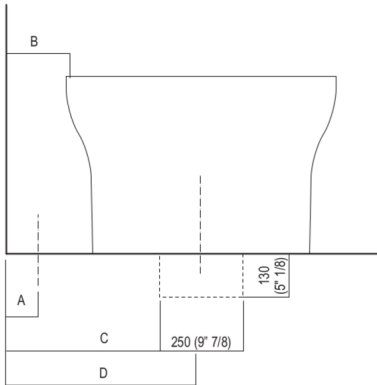


	A*	B**
FEZ (ARUB050000L, ARUB051000L, ARUB150000C, ARUB151000C, ARUB1089S, ARUB190000C, ARUB191000C, ARUB1091S)	700 (27" 1/2)	-
MEMORY (ARUB1076S, ARUB1077S, ARUB1040S)	700 (27" 1/2)	-
SUITE (ARUB1107S)	700 (27" 1/2)	-
SQUARE (ARUB0932N, ARUB0933N)	-	700 (27" 1/2)
SEN (ASEN0912V)	-	700 (27" 1/2)

\* inserasse gruppo / axial distance for tap  
 \*\* filo inferiore gruppo / Tap's lower edge



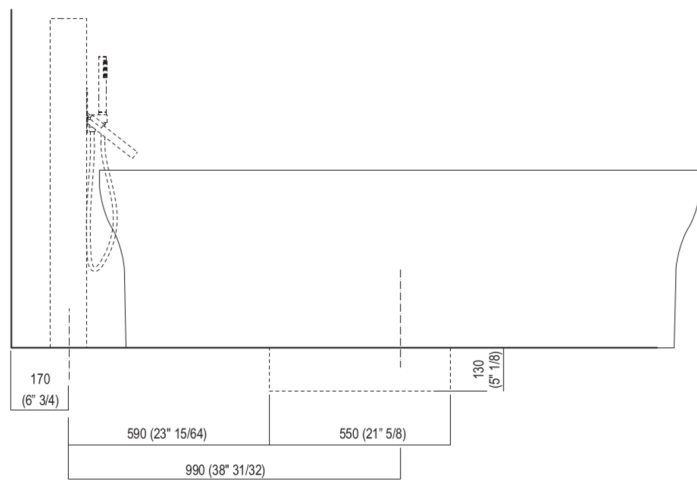
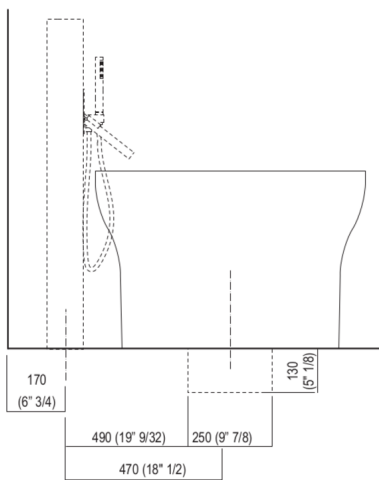
Dimensions for freestanding spouts



	A	B	C	D	E	F
FEZ (ARUB140, RAUB145, ARUB170N)	80 (3"1/8)	180 (7"3/32)	455 (17"29/32)	580 (22"27/32)	680 (26"49/64)	1080 (42"1/2)
MEMORY (ARUB1078, ARUB1072, ARUB1033)	80 (3"1/8)	180 (7"3/32)	455 (17"29/32)	580 (22"27/32)	680 (26"49/64)	1080 (42"1/2)
SQUARE (ARUB0961L, ARUB0934L, ARUB0935NL, ARUB0936NL, ARUB0952L, ARUB1024N)	80 (3"1/8)	180 (7"3/32)	455 (17"29/32)	580 (22"27/32)	680 (26"49/64)	1080 (42"1/2)
SUITE (ARUB1108S)	80 (3"1/8)	180 (7"3/32)	455 (17"29/32)	580 (22"27/32)	680 (26"49/64)	1080 (42"1/2)
SEN (ASEN0911)	80 (3"1/8)	120 (4"23/32)	385 (15"5/32)	520 (20"1/2)	620 (24"13/32)	1020 (40"3/16)

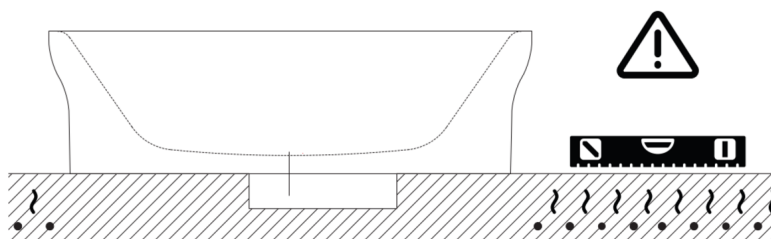


Dimensions for tap support





Note



La vasca deve essere installata su un pavimento perfettamente piano.  
The bathtub must be positioned on a flat floor surface.

E' necessario predisporre a pavimento un pozzetto.  
It is necessary to prepare a recess in the floor.

Evitare di realizzare impianti di riscaldamento nell'area sottostante la vasca.  
Avoid the installation of floor heating plants in the area under the bathtub.